

**ENGLISH:**

Task- Watch the video carefully on This and That.





<https://youtu.be/SmK7tWHML-8>

Task:- Read page 45 and do page 46 in grammar book.

**11** **This, That, These, Those**



**Let's Get Started**

Read these sentences.

-  *This* little puppy goes to the market.
-  *That* little puppy stays at home.
-  *These* little puppies are playing with a ball.
-  *Those* little puppies are sitting in the sun.



We use **this** for a person, place or thing that is near us.  
We use **this** to show one and **these** to show many.



**Examples:**

*This* is my book.  *These* are my books. 

We use **that** for a person, place or thing that is far from us.  
We use **that** to show one and **those** to show many.


**Examples:**


*That* is my car.  

*Those* are my toys.  

**Grammar Byte**

*This, that, these and those* are sometimes used with naming words when we want to show something near or far away from us.

*This violin* is mine. 

*Those clothes* are my sister's. 

45

**A** Pritam is pointing at different things. Look at the pictures and fill in the blanks using this or that.



1. \_\_\_\_\_ is a boat.



2. \_\_\_\_\_ is a mountain.



3. \_\_\_\_\_ is my house.



4. \_\_\_\_\_ is a restaurant.



5. \_\_\_\_\_ is my book.



6. \_\_\_\_\_ is my friend's bag.

# MATHS:

Task:- Do page 27 and 28 in book.

## ADDITION: FORWARD COUNTING

To add 3 to 4, count 3 numbers ahead of 4.

4   (5)   (6)   (7)

So,  $4 + 3 = 7$

To add 2 to 6, count 2 numbers ahead of 6.

6   (7)   (8)

So,  $6 + 2 = 8$

Add by counting forward and fill in the boxes.

$6 + 1 = \square$

6   ( )

$4 + 2 = \square$

4   ( )   ( )

$3 + 5 = \square$

( )   ( )   ( )   ( )   ( )

$2 + 5 = \square$

( )   ( )   ( )   ( )   ( )

$4 + 3 = \square$

( )   ( )   ( )

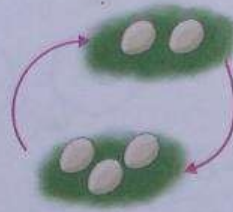


# ADDITION TABLE

+	1	2	3	4	5	6	7	8
1								
2								
3			6					
4								
5								
6								
7	8							
8								

$$2 + 3 = 5$$

$$3 + 2 = 5$$



Complete the above table and fill in the boxes.

$1 + 2 = \square$

$2 + 1 = \square$

$1 + 3 = \square$

$3 + 1 = \square$

$1 + 4 = \square$

$4 + 1 = \square$

$1 + 5 = \square$

$5 + 1 = \square$

$1 + 6 = \square$

$6 + 1 = \square$

$1 + 7 = \square$

$7 + 1 = \square$

$1 + 8 = \square$

$8 + 1 = \square$

$2 + 3 = \square$

$3 + 2 = \square$

$2 + 4 = \square$

$4 + 2 = \square$

$2 + 5 = \square$

$5 + 2 = \square$

$2 + 6 = \square$

$6 + 2 = \square$

$2 + 7 = \square$

$7 + 2 = \square$

$3 + 4 = \square$

$4 + 3 = \square$

$3 + 5 = \square$

$5 + 3 = \square$

$3 + 6 = \square$

$6 + 3 = \square$

$4 + 5 = \square$

$5 + 4 = \square$

$1 + 1 = \square$

$2 + 2 = \square$

$3 + 3 = \square$

$4 + 4 = \square$

## HINDI:

Watch the video on “ मेरा घर ”

<https://youtu.be/JeIdN0APfVY>

Task – Draw your house and write 5 sentences on Mera Ghar in hindi.

## U.O.I :

Date: 20-7-20

Submission Date: 22-7-20

Grade: 1

Theme: *Where We Are In Place and Time*

Formative-1 Assessment Rubric 2020-21

**Conceptual Understanding:- Different types of houses around us.**

Task:-Draw varied types of houses you learnt till now and write few sentences on your favorite house.

( You may write about - shape of the house, name of the house, why you like the house, place where it is found)

Criteria	Above Standard (4)	Meets standard (3)	Approaching standard (2)	In- progress (1)
Understanding	Learner is aware of different types of houses and is able to express it appropriately.	Learner is aware of different types of houses and is able to express it satisfactorily.	Learner is aware of different types of houses and is somewhat able to express it.	Learner is aware of different types of houses and is able to express it with assistance.
Thinking skills	Learner demonstrates excellent thinking skills	Learner demonstrates good thinking skills	Learner demonstrates satisfactory thinking skills.	Learner demonstrates thinking skills with assistance
Use of creativity	Learner exhibits an excellent creativity through his/her drawing.	Learner exhibits good creativity through his/her drawing.	Learner exhibits satisfactory creativity through his/her drawing.	Learner exhibits some creativity through his/her drawing with assistance.

Teacher's feedback:- \_\_\_\_\_  
\_\_\_\_\_

**\*\*\*Please note Learners will be assessed on the above given criteria.**

**Note: This sheet is only for reference.**


**GK:**

Watch the PPT and learn different types of clothes you wear in different weather conditions.

Task:- Draw or write the names of clothes you wear in following weather

# Clothes and Weather

What do you wear when its...?

Weather	Clothes
 <p data-bbox="324 1701 454 1764">Rainy</p>	



Sunny



Snowy

**Music:**

<https://youtu.be/8TpLquLloiE>

1. Listen to the song and practice it.
2. Try to draw the 3/4 music instruments you saw during virtual trip to the studio, name it, you may also color it.

**CREYA :**

Watch the video and revise your learning

[https://youtu.be/\\_PR9UBSVE88](https://youtu.be/_PR9UBSVE88)